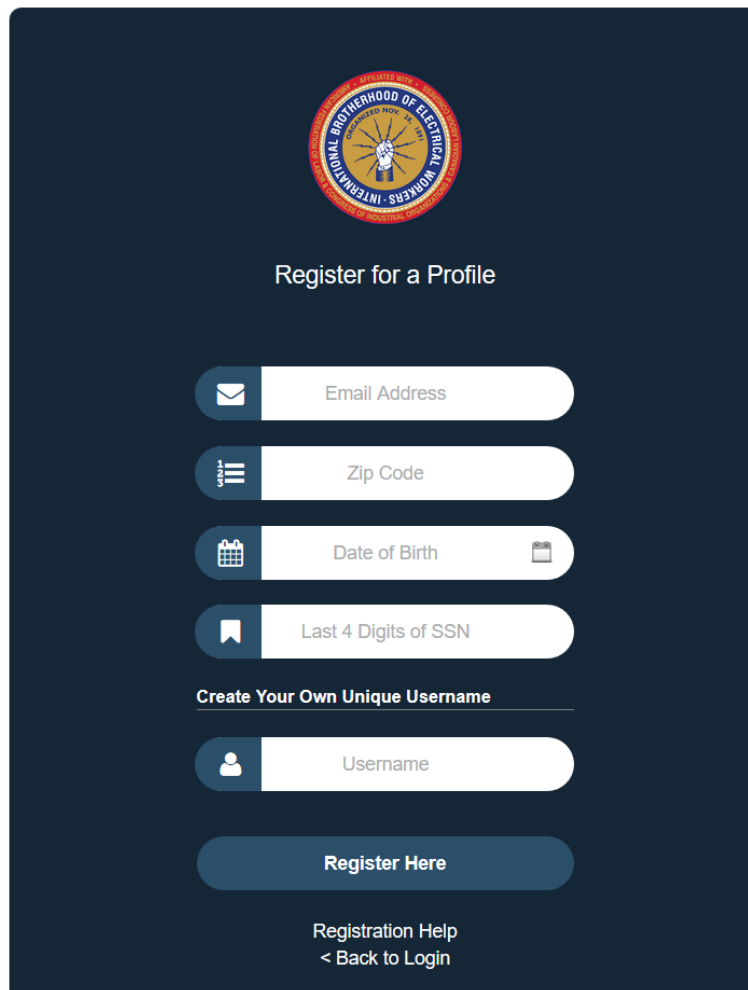


I.B.E.W Local 477 Member Portal Registration

Step 1

To create a user profile for access to the I.B.E.W Member Portal, you'll need the following information which will be used to validate your identity:

- Email Address – this will be the email address used to send communication to you as well as retrieve a forgotten username or password
- Zip Code
- Date of Birth
- Last Four Digits of your Social Security Number
- Username – you will choose your own unique username to be used when logging into the Member Portal



The registration form is displayed on a dark blue background. At the top center is the I.B.E.W Local 477 seal, which is circular with a red border and contains the text "INTERNATIONAL BROTHERHOOD OF ELECTRICAL WORKERS" and "LOCAL 477". Below the seal, the text "Register for a Profile" is centered. The form consists of five input fields, each with a dark blue icon on the left and a white input area. The first field is for "Email Address" with an envelope icon. The second field is for "Zip Code" with a house icon. The third field is for "Date of Birth" with a calendar icon. The fourth field is for "Last 4 Digits of SSN" with a document icon. Below these fields is a section titled "Create Your Own Unique Username" with a horizontal line. The fifth field is for "Username" with a person icon. At the bottom of the form is a large, rounded, dark blue button with the text "Register Here" in white. Below the button are two links: "Registration Help" and "< Back to Login".

Register for a Profile

Email Address

Zip Code

Date of Birth

Last 4 Digits of SSN

Create Your Own Unique Username

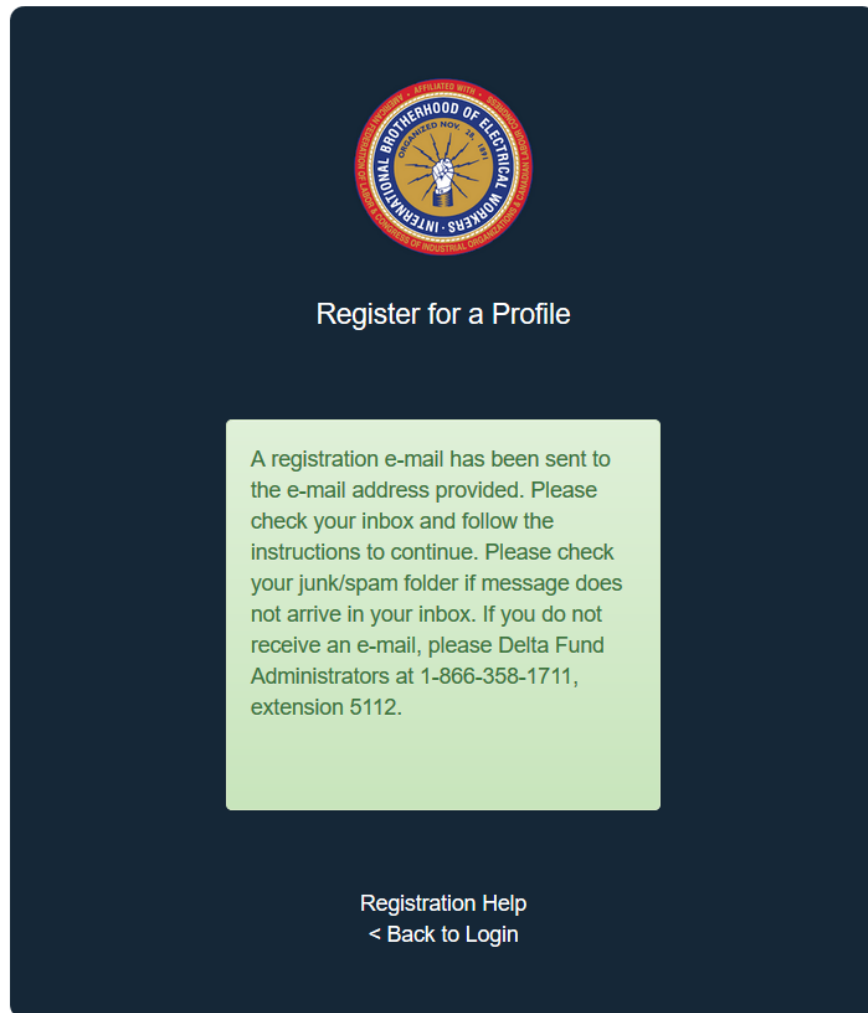
Username

Register Here

Registration Help
< Back to Login

Step 2


After completing Step 1 and clicking the 'Register Here' button, you should see a confirmation message as illustrated below:



Check your inbox using the email address you used for registration for an email from members.ibew477@gmail.com and a subject of "IBEW 477 Member Portal Activation **DO NOT REPLY**". Be sure to check your SPAM box if you do not see it in your inbox. The email includes a temporary password to use for your first-time login. Follow the instructions provided in the email.

Step 3

Return to the login page and enter your username you created during registration and the temporary password provided in the registration email. Click Login.



The logo of the International Brotherhood of Electrical Workers (IBEW) is centered at the top of the login form. It is a circular emblem with a red border. Inside the border, the text "INTERNATIONAL BROTHERHOOD OF ELECTRICAL WORKERS" is written in white. Below this, "ORGANIZED NOV. 18, 1891" is written. In the center of the logo is a yellow circle containing a blue fist holding a lightning bolt.

Username

Password

Login

[Forgot Password?](#) [Register for a Profile](#)

Important Tip

Be sure to enter the password exactly as it appears in the email. Passwords are case sensitive and include special characters.

Step 4

Next, you will be prompted to change your password to your own unique password.

Change Password

Old Password

Enter Old Password

This should be the temporary password you received in the registration email.

Password

Enter New Password

Create a new unique password using a combination of uppercase, lowercase and numeric or special characters

Confirm Password

Confirm New Password

Confirm your new password

Logout

Change Password

Step 5

Lastly, you will be prompted to set your security questions to use in case you forget your login credentials.

Set your security questions

Question 1:

What is your first pet's name?

▼

Answer 1:

Enter Your First Answer

Question 2:

What is your mother's maiden name?

▼

Answer 2:

Enter Your Second Answer

Logout

Save

Trouble Registering For Your Profile

If you have trouble creating your profile, it may be that some of the information you entered does not match what we have on file for you in our system. In this case, please call Delta Fund Administrators at 1-866-358-1711, extension 5112 so a representative can help set up your account.